


April 2020
 Colors:
 1) Dark Purple
 2) Light Purple

BASKET WEAVE


This makes a 12" block!

It's a dark morning here,
 as I am making this
 pattern...so I thought
 maybe some BRIGHT
 colors might help... :o)




Please abide by the Terms and Conditions of use! :o)

** Preparing the Pieces and Sewing the Block **

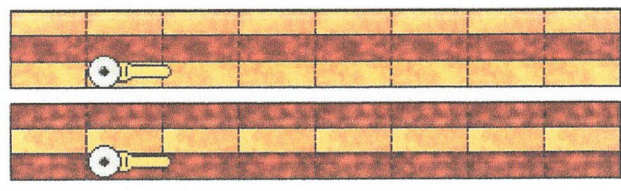


Using a mat, ruler and rotary cutter cut three strips of both colors needed for the block...


(1/2 inch strips)



Then sew a Color 2 strip to a Color 1 strip, right sides together, using a scant 1/4" seam, pressing seams towards darker fabric. Then sew on another Color 1 strip. Now make another grouping, but just the opposite-->Color 2/Color1/Color 2.....



Then mark off and cut these units at 3-1/2" intervals, to make sixteen 3-1/2" squares...



Sew them together. First make rows, and then sew the rows together to make the block...again using scant 1/4" seams, and pressing seams in alternating directions by row. Congratulations!!

...on to Page 2!