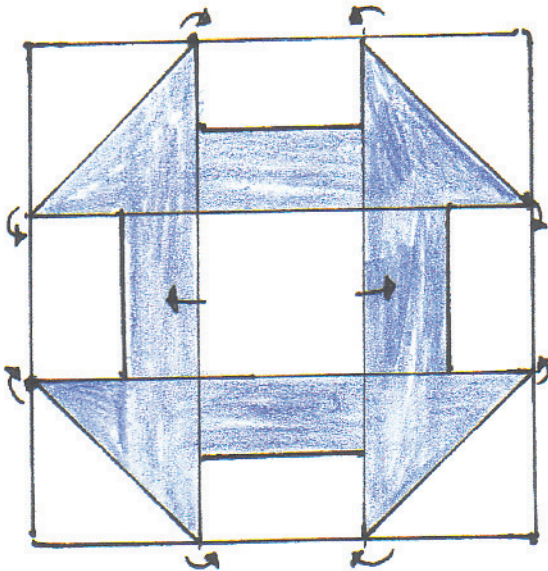
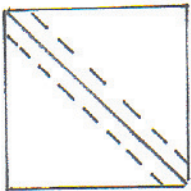


2021 Presidents Block - Two Fabric Churn Dash (unfinished size 9 1/2")



Light cream background, can be tone on tone
Blue Churn Dash, dark or medium blues,
can be plain fabric or with pattern.


Background fabric: Cut 1 - 3 1/2" square
Cut 2 - 4 1/2" squares
Cut 1 - 2" x 15" strip
Churn Dash fabric: Cut 2 - 4 1/2" squares
Cut 1 - 2" x 15" strip



Mark 2 light 4 1/2" squares from
corner to corner, place right sides
together on each blue square and
sew a 1/4" seam on both
sides of mark on both lights.



Cut apart at corner to corner
mark,, press towards dark.
Trim down to 3 1/2" square.
You will have four HST's.



Place the two strips right sides together and sew a 1/4" seam on one side.
Press towards blue fabric. Sub cut into four - 3 1/2" squares that look as shown.

Using picture of churn dash - layout pieces and sew all together, pressing as
shown by arrows.